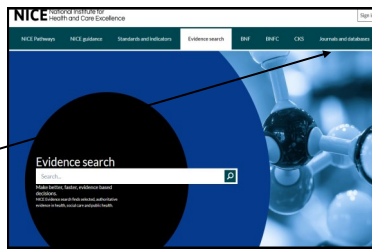


# Using the Proquest Health Research Premium Collection

The ProQuest Health Research Premium Collection contains a broad collection of health care journals, evidence-based resources, and full-text dissertations. It comprises of 7 health databases from ProQuest: **Consumer Health Database, Public Health Database, Health & Medical Collection, Healthcare Administration Database, Medline, Nursing & Allied Health Database and Psychology Database.**


## How do I access the ProQuest Health Research Premium Collection?

1. To access the collection, go to [www.evidence.nhs.uk](http://www.evidence.nhs.uk) and select 'Journals and Databases'.

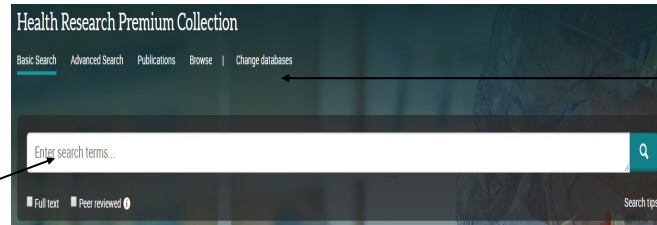


2. Click on 'Health Research Premium Collection.'

You will then be required to enter your Open Athens username and password.



3. The ProQuest Health Research Premium Collection will automatically be selected. A basic search can be performed by typing into the search box.



You can also use Advanced Search to search for specific articles.

Select 'Change database' if you wish to view a specific database.

## How do I manage my search results?

Type your search term here. If you are searching for a specific phrase, use quotation marks.

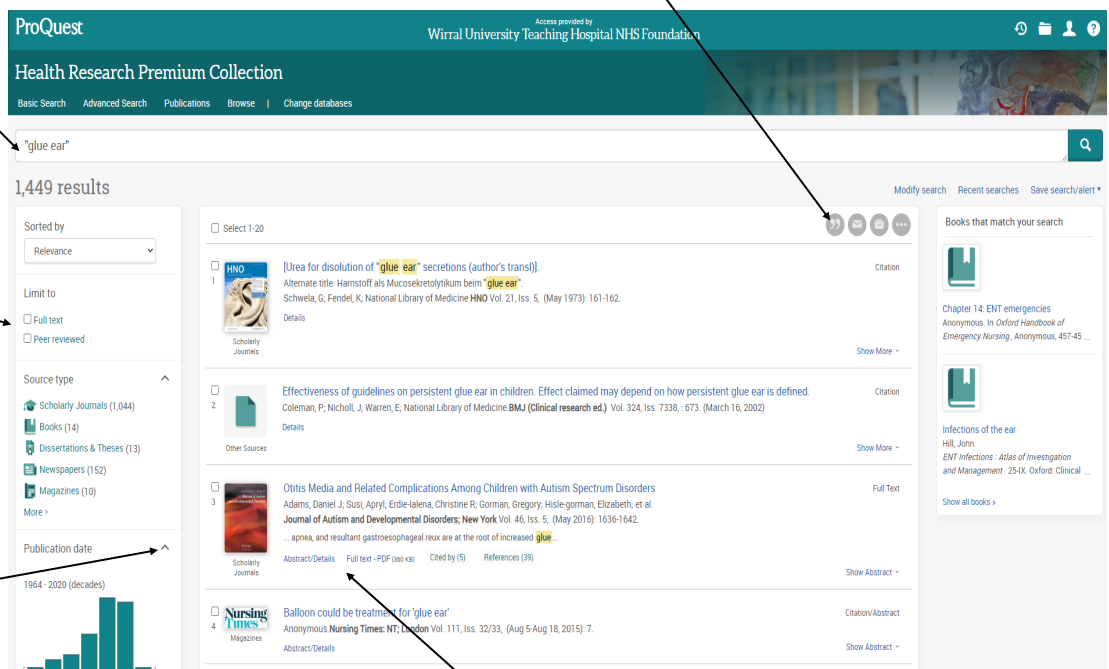
If you do not use quotation marks, the 'Auto-complete' function will provide you with search terms based on previous successful searches.

Relevant results can be saved, emailed or printed. Remember to select the results you require first.

You can also use the cite tab to create references. Just select the referencing style you require from the drop down menu e.g. Harvard or APA.

You can narrow your results by using the limits listed here.

Click on the 'v' symbol to see the full list and click on "More options" to include or exclude limits within your results



The screenshot shows the ProQuest search results for "glue ear" with 1,449 results. The interface includes a search bar, navigation tabs (Basic Search, Advanced Search, Publications, Browse, Change databases), and a results list. The results list shows four items with options to view the abstract, full text, or citation. A sidebar on the left allows for filtering results by source type (Scholarly Journals, Books, Dissertations, Newspapers, Magazines) and publication date. A 'v' symbol is visible in the top right corner of the results area.

To view the abstract and full text if available

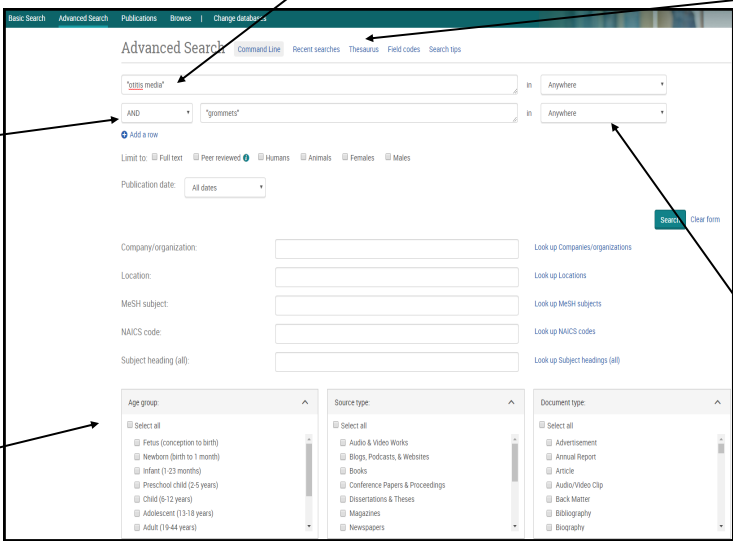
# Advanced Search

The second rows of the Advanced Search form begin with a drop down menu with AND/OR/ But NOT Options. These can be used to combine or limit your search.

Type search term here. If you are searching for a specific phrase, remember to use quotation marks.

Medical Subject Headings (MeSH) or ProQuest Subject Headings can be obtained from the Thesaurus and selected and included in your search.

List of limits available can be expanded to include language, age, source and document type (including audio/video clips which can be downloaded to MP4)



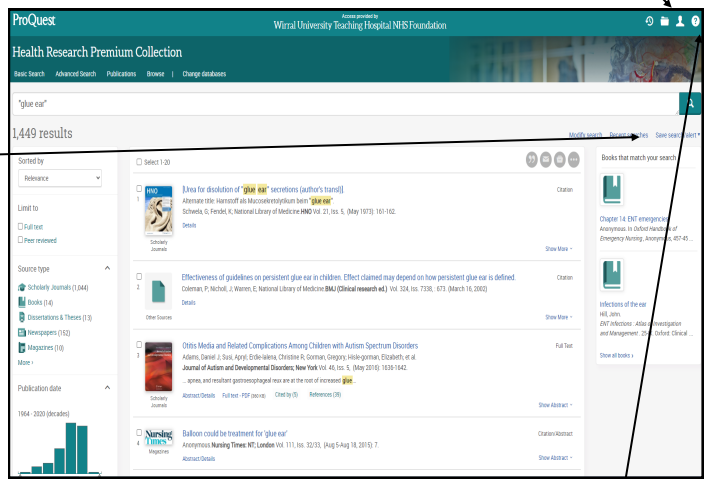
This box contains a drop-down list of search fields e.g. Author, Document title, or Subject heading. Select from the list, or accept the default Anywhere.

## How do I save my results?

Before you can save results you will need to create a "My Research" account. To do this click on the 'head and shoulders icon' and fill in your details on the online form. **NB when creating username only numbers and letters are permitted. Punctuation and special characters cannot be used e.g. an email address**

Once you have created a "My Research" account you can save any relevant searches or documents. To save results select the results you wish to keep and then click on 'Save search/alert'.

**NB After 30 minutes of no user interaction, ProQuest will automatically end your session. 5 minutes prior to the session ending a count-down prompt displays, providing you with the opportunity to continue working.**



## Further Assistance

If you require more detailed assistance accessing the Proquest databases click on the "Help" icon or alternatively ask a member of Library and Knowledge Service staff.

Visit our website at <https://www.wuth.nhs.uk/choose-us/for-library-and-knowledge-services/> or contact us at:

McArdle Library, Arrowse Park Hospital  
 Tel: 0151 604 7223 ext 8610  
 E-mail: [wuth.lks@nhs.net](mailto:wuth.lks@nhs.net)